

VIBROTILLER
NIBBIO/2S
 VIBROTILLER
NIBBIO/2S



VOLGARINO
 MACCHINE AGRICOLE



ERPICE A MOLLE D14 MANUALE
 MANUAL SPRING HARROW D14



CODICE CODE	MODELLO MODEL	PESO WEIGHT (KG)
AP019	19/4200	220
AP021	22/4900	235
AP023	25/5500	250
AP025	28/6200	265

RULLO A GABBIA MANUALE
 MANUAL CAGE ROLLER




CODICE CODE	MODELLO MODEL	PESO WEIGHT (KG)
AP020	19/4200	415
AP022	22/4900	445
AP024	25/5500	480
AP026	28/6200	510

RULLO A GABBIA IDRAULICO
 HYDRAULIC CAGE ROLLER

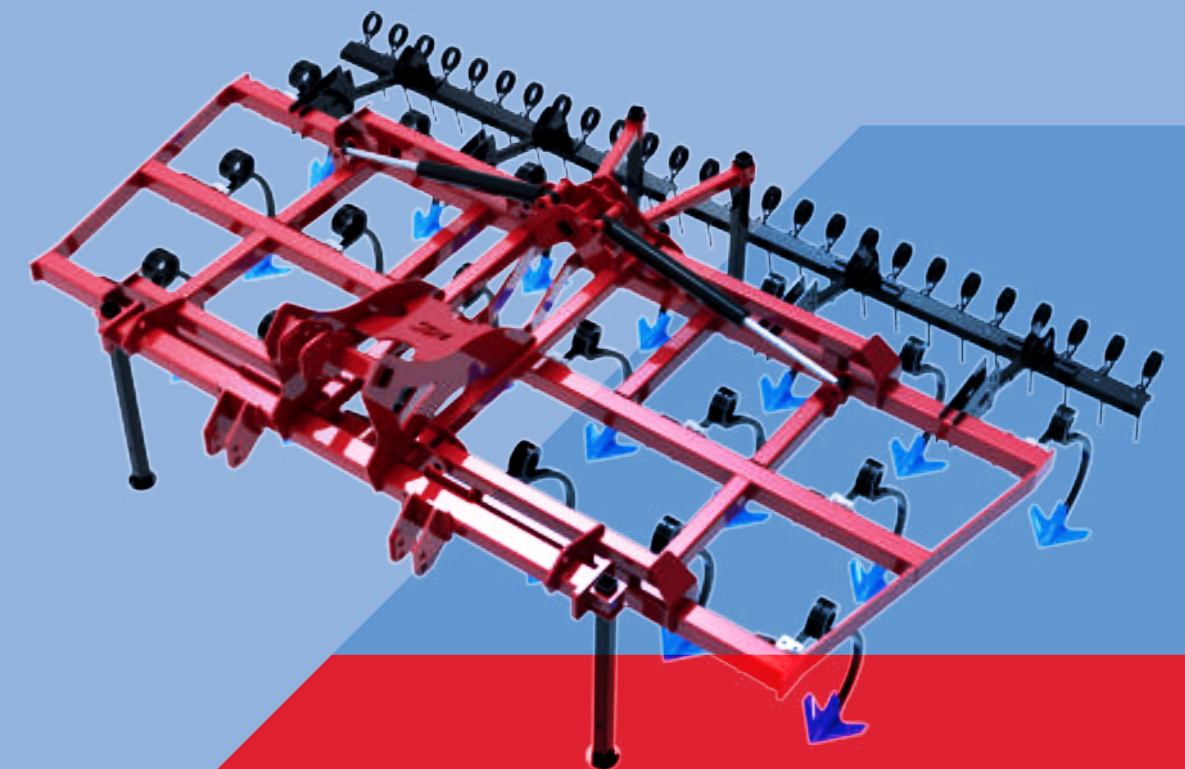


CODICE CODE	MODELLO MODEL	PESO WEIGHT (KG)
AP027	19/4200	400
AP028	22/4900	425
AP029	25/5500	460
AP030	28/6200	495



NIBBIO/2S
 VIBROTILLER

NIBBIO/2S
 VIBROTILLER



WWW.VOLGARINO.COM

VOLGARINO
 MACCHINE AGRICOLE



Via Michele Di Pumpo
 71017 Torremaggiore FG
 info@volgarino.com
 (+39) 0882 38 21 41

VIBROTILLER
NIBBIO/2S
VIBROTILLER
NIBBIO/2S




DOTAZIONI DI SERIE
STANDARD EQUIPMENT

- A 3 file di lavoro**
Three rows
- B Telaio in acciaio ad alta resistenza**
Ultra high-strength steel structure
- C Attacco a 3 punti cat. 2/3**
Three-pointed hitch category 2/3
- D Chiusura idraulica**
90° sezioni laterali
Hydraulic locking
90 degrees sideward sections

DETTAGLI
DETAILS


- E Molla a doppia spira 30x30**
Double coil springs 30x30
- F Vomere a lancia 260x6***
Ploughshare 260x6*
Vomere reversibile 65x8**
Reversible ploughshare 65x8**

*di serie / **alternativo
* standard / ** alternative



ACCESSORI PRINCIPALI
MAIN ACCESSORIES

ERPICE A MOLLE D14 MANUALE
MANUAL SPRING HARROW D14

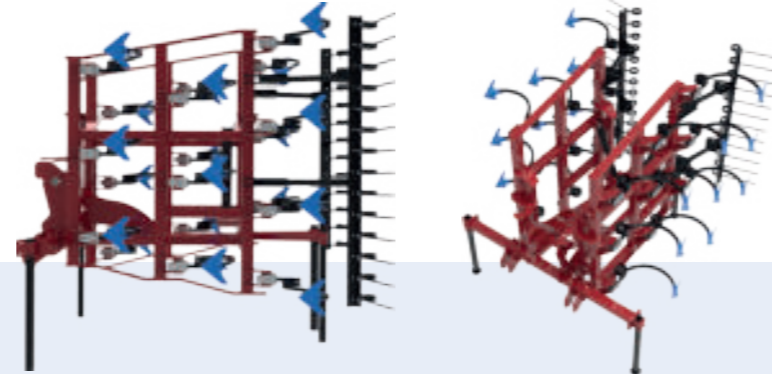


RULLO A GABBIA MANUALE
MANUAL CAGE ROLLER

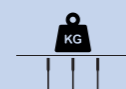
RULLO A GABBIA IDRAULICO
HYDRAULIC CAGE ROLLER



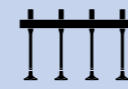
LAVORAZIONE E TRASPORTO
WORKING AND TRANSPORT



CARATTERISTICHE
FEATURES



CODICE CODE	MODELLO MODEL	POTENZA MIN-MAX POWER MIN-MAX (HP)	PESO WEIGHT (KG)	FILE ROWS
NIB2S194200	19/4200	130-150	1.175	3
NIB2S224900	22/4900	150-200	1.300	3
NIB2S255500	25/5500	180-280	1.500	3
NIB2S286200	28/6200	240-300	1.650	3



MOLLE SPRINGS	PROFONDITÀ LAVORO WORKING DEPTH (CM)	LARGHEZZA LAVORO WORKING WIDTH (MM)	INGOMBRO STRADALE ROAD SIZE (MM)
19	10-30	4.200	2.500
22	10-30	4.900	2.500
25	10-30	5.500	2.500
28	10-30	6.200	2.500

ALTRI ACCESSORI
OTHER ACCESSORIES

- A Kit ruote di profondità manuali**
Manual depth wheels kit
- H Kit segnaletica**
Signage kit



A H

Dettagli nella sezione Altri Accessori
Details in the Other Accessories section