


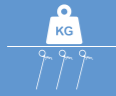
VIBROTILLER
ASTORE/10
 VIBROTILLER
ASTORE/10



VOLGARINO
 MACCHINE AGRICOLE



ERPICE A MOLLE D14 MANUALE
 MANUAL SPRING HARROW D14



CODICE CODE	MODELLO MODEL	PESO WEIGHT (KG)
AP001	13/3000	125
AP003	16/3700	175
AP005	19/4400	225
AP007	22/5100	240
AP009	25/5800	260
AP012	28/6500	275

DOPPIO ERPICE A MOLLE D14 IDRAULICO
 DOUBLE HYDRAULIC SPRING HARROW D14

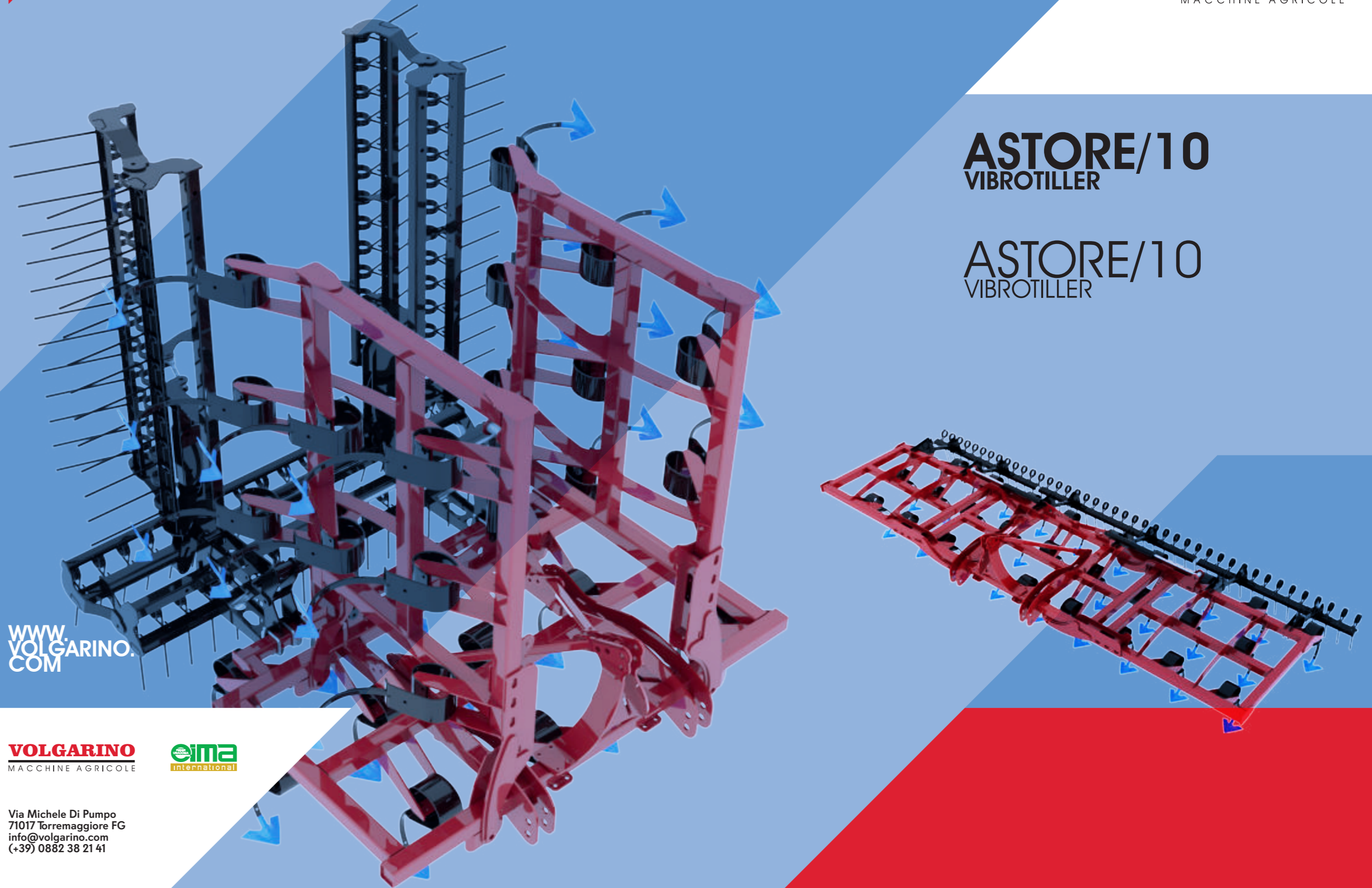


CODICE CODE	MODELLO MODEL	PESO WEIGHT (KG)
AP010	25/5800	850
AP013	28/6500	900

RULLO A GABBIA MANUALE
 MANUAL CAGE ROLLER



CODICE CODE	MODELLO MODEL	PESO WEIGHT (KG)
AP002	13/3000	220
AP004	16/3700	390
AP006	19/4400	420
AP008	22/5100	450
AP011	25/5800	490
AP014	28/6500	520



ASTORE/10
 VIBROTILLER

ASTORE/10
 VIBROTILLER


WWW.VOLGARINO.COM

VOLGARINO
 MACCHINE AGRICOLE



Via Michele Di Pumpo
 71017 Torremaggiore FG
 info@volgarino.com
 (+39) 0882 38 21 41

VIBROTILLER
ASTORE/10
VIBROTILLER
ASTORE/10



DOTAZIONI DI SERIE
STANDARD EQUIPMENT

- A 3 file di lavoro**
Three rows
- B Telaio in acciaio ad alta resistenza**
Ultra high-strength steel structure
- C Attacco a 3 punti cat. 2/3**
Three-pointed hitch category 2/3
- D Chiusura idraulica**
Hydraulic locking

DETTAGLI
DETAILS

- E Molla 150x10**
Spring tine 150x10




- F Vomere a lancia 260x6***
Ploughshare 260x6*
- Vomere a lancia 140x6****
Ploughshare 140x6**
- Vomere reversibile 65x8****
Reversible ploughshare 65x8**

*di serie / **alternativo
* standard / ** alternative




ACCESSORI PRINCIPALI
MAIN ACCESSORIES


ERPICE A MOLLE D14 MANUALE
MANUAL SPRING HARROW D14



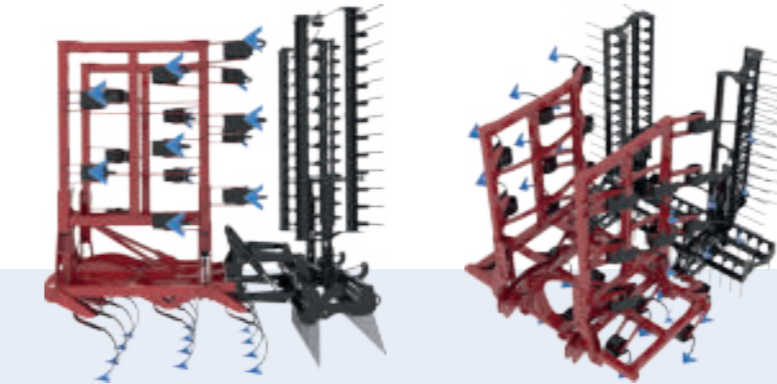
DOPPIO ERPICE A MOLLE D14 IDRAULICO
DOUBLE HYDRAULIC SPRING HARROW D14



RULLO A GABBIA MANUALE
MANUAL CAGE ROLLER

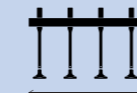
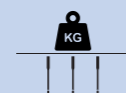


LAVORAZIONE E TRASPORTO
WORKING AND TRANSPORT



CARATTERISTICHE
FEATURES

CODICE CODE	MODELLO MODEL	POTENZA MIN-MAX POWER MIN-MAX (HP)	PESO WEIGHT (KG)	FILE ROWS
ASTI0133000	13/3000	90-110	750	3
ASTI0163700	16/3700	115-140	900	3
ASTI0194400	19/4400	140-160	1.000	3
ASTI0225100	22/5100	160-220	1.150	3
ASTI0255800	25/5800	200-270	1.350	3
ASTI0286500	28/6500	240-350	1.700	3



MOLLE SPRINGS	PROFONDITÀ LAVORO WORKING DEPTH (CM)	LARGHEZZA LAVORO WORKING WIDTH (MM)	INGOMBRO STRADALE ROAD SIZE (MM)
13	10-28	3.000	3.000
16	10-28	3.700	2.500
19	10-28	4.400	2.500
22	10-28	5.100	3.000
25	10-28	5.800	3.000
28	10-28	6.500	3.000

ALTRI ACCESSORI
OTHER ACCESSORIES

- A Kit ruote di profondità manuali**
Manual depth wheels kit
- H Kit segnaletica**
Signage kit



A H

Dettagli nella sezione Altri Accessori
Details in the Other Accessories section